

How to Turn Hobbies Into a Profitable Side Hustle Lumolog: 2025 Guide

In 2025, side hustles are more than just trends, they are smart strategies to build financial security. People across the world are using their free time to **turn hobbies into a profitable side hustle**. Whether it's crafting, photography, gaming, or writing passion now has the power to pay.

A growing number of [tools and trends](#), such as **Lumolog**, are designed to help individuals like you earn from your creativity. If you've been searching for a clear roadmap to **turn hobbies into a profitable side hustle Lumolog**, this detailed guide will show you how.

Why Turning a Hobby Into a Side Hustle Makes Sense in 2025

Side hustles are not just trends — they're [survival strategies](#).

With inflation, unstable job markets, and more people seeking flexibility, turning your hobby into income gives you **creative freedom** and **financial control**.

Benefits of hobby-based side hustles:

- **Do what you love** and get paid for it
- **Work on your own schedule**
- **Low startup costs** — many hobbies need only basic tools or skills
- **Room to grow** — what starts as \$100/month can become \$1,000+

You don't need a business degree or a perfect plan. You need **consistency, direction, and basic tools**. And that's exactly what this guide provides.

Is Your Hobby Side Hustle-Ready? Key Questions to Ask

Not every hobby will be profitable — but many can be with the right setup.

Here's a checklist to help you decide:

- ✓ Is there an existing audience for it online?
- ✓ Are people already making money from this hobby?
- ✓ Can you offer something unique or high quality?
- ✓ Are you willing to work on this consistently for 3–6 months?
- ✓ Can you deliver value (entertainment, education, or a product)?

If you answered “yes” to most of the above — **you are ready to turn your hobby into a side business.**

💡 **Tip:** Visit platforms like Etsy, Fiverr, or YouTube and search your hobby. If others are earning, there's space for you too.

Top 6 Hobbies That Can Become Profitable Side Hustles (With Monetization Paths)

Here's a detailed look at **high-potential hobbies**, how people make money from them, and real-world ideas for your side hustle:

1. Art, Craft & Design

Monetization ideas:

- Sell on **Etsy**, **Redbubble**, or **Society6**
- Create digital art and sell printables
- Offer custom commissions
- Create a YouTube art channel with tutorials

🌀 **Example:** Lisa started selling handmade candles on Etsy with a \$50 investment. Within 8 months, she built a loyal customer base and now earns \$1,200/month in her free time.

2. Photography

Monetization ideas:

- Offer services for weddings, events, and portraits
- Sell stock photos on **Shutterstock** or **Adobe Stock**
- Create photography presets or courses
- Sell physical prints via **SmugMug**



A 2024 Zenfolio report says **20.8% of full-time photographers earn over \$100,000 per year** — making photography one of the top creative side hustles today.

3. Writing & Blogging

Monetization ideas:

- Freelance on **Upwork** or **Freelancer**
- Start a blog with **affiliate links** and ads
- Ghostwrite for businesses or influencers
- Publish ebooks or guides




Diana, a stay-at-home mom, started a blog about organizing. Today, her blog earns from sponsored posts, affiliate links, and coaching.

4. Cooking or Baking

Monetization ideas:


- Sell baked goods locally or online
- Start a food blog with recipe downloads
- Offer meal prep services in your area
- Share short cooking tutorials on TikTok

 A home baker in Texas now sells “custom cakes for celebrations” and earns over \$2,000/month through Instagram orders alone.

5. Gaming

Monetization ideas:


- Stream on **Twitch** or **Kick**
- Post tutorials or reviews on YouTube
- Offer coaching for games like Fortnite or Valorant
- Sell in-game guides or gear

 Gaming is now a billion-dollar industry — and you can tap into it even without being a pro.

6. Teaching (Music, Languages, Skills)

Monetization ideas:

- Offer 1-on-1 Zoom lessons
- Sell a course on **Teachable** or **Skillshare**
- Post tutorials on YouTube
- Write and sell guides or workbooks

 No degree is needed — just your skill and your ability to teach it clearly.

How Lumolog Fits Into the Side Hustle Ecosystem

Lumolog is gaining attention as a **cloud-based solution** for organizing, analyzing, and automating personal data — including side hustle workflows. While not a traditional marketplace like Etsy, some creators are exploring ways to **use Lumolog for tracking income, managing orders, or analyzing performance**.

If you're looking to **turn hobbies into a profitable side hustle Lumolog**, think of it as part of your tech stack — not the marketplace itself, but a tool to help you **streamline your operations**.

For example, you can:

- Track customer data and feedback
- Organize digital assets like templates or client files
- Automate your posting schedule or inventory logging

As your side hustle grows, using a tool like **Lumolog** can help you **scale efficiently and professionally**.

The Best Platforms to Monetize Hobbies Online

To turn your hobby into a profitable side hustle, choose platforms that match your skill and audience:

Platform	Best For	Cost
Etsy	Handmade & digital products	Low fee per listing
Teachable	Online courses	Free plan available
Patreon	Membership content for fans	5-12% fee
Fiverr	Selling freelance services	Free to start
Shopify	Building your own store	\$29/month and up
YouTube	Content + ad revenue	Free to start
TikTok	Viral short-form content	Free to start

Use one platform at first, then branch out as you grow. Focus beats multitasking.

Step-by-Step: How to Turn a Hobby Into a Side Business

Follow These Steps:

1. Choose a Niche

Instead of “baking,” choose “gluten-free custom cookies for birthdays.”

2. Validate the Market

Search Etsy, YouTube, or Reddit. Are others succeeding in that space?

3. Build Your Brand

Make a simple logo with **Canva**, pick a name, and start your Instagram or website.

4. Create Value

Make something useful, entertaining, or desirable. Quality always wins.

5. Publish and Promote


Upload your first product, video, or service. Use hashtags, engage with comments, and share consistently.

6. Start Charging

Use **PayPal**, **Stripe**, or a platform’s payment system. Set fair prices. Do not undercharge.

7. Gather Feedback and Grow

Improve based on customer input. Adjust pricing, design, or strategy as needed.

 **Remember:** Your first sale may take time. Keep showing up — it builds over time.

Common Pitfalls and How to Avoid Them

Even good ideas can fail without strategy. Here’s what to avoid:

Rushing the launch

Take time to research and plan before launching.

✗ **Undervaluing your work**

Price your time and skill properly. Charging too little can burn you out.

✗ **Overthinking content**

Done is better than perfect. Publish now. Polish later.


✗ **Choosing the wrong platform**

Do not spread too thin. Focus where your audience already spends time.

Best Tools to Help You Succeed

Here are tools that help side hustlers work smarter:

Category	Tool	Use
Graphic Design	Canva	Social posts, logos, packaging
Video Editing	CapCut / InShot	Reels, YouTube Shorts
Email Marketing	MailerLite / ConvertKit	Email list building
Productivity	Notion / Trello	Content planning, tasks
Payment	PayPal / Stripe	Accepting payments
Accounting	Wave / QuickBooks	Track expenses, taxes

 Use free tools at first. Upgrade only when you start making consistent income.

Real-Life Success Stories: How People Turned Hobbies Into Profits

If you are wondering whether someone like you can really **turn hobbies into a profitable side hustle lumolog**, the answer is yes. Many people around the world

are doing it right now. Below are real stories of people who started small and are now earning real money from what they love.

1. Jasmine Ortiz – From Making Candles to Big Business

Jasmine started making candles at home just for fun. She shared videos on TikTok and one of them went viral. That one video helped her sell over **5,000 candles every month**. Today, she runs her own candle brand called *Scent Theory Co.*

👉 She uses helpful tools like **Lumolog** to track her sales and manage orders.

📌 [Read her full story here](#)

2. Alyssa – Selling Digital Art and Earning Big

Alyssa is a digital artist who creates planners and printables. She started selling them on Etsy. In just one year, she earned over **\$150,000** by selling her art online.

👉 She said tools like **Lumolog** helped her plan new products and understand what her customers like.

📌 [See Alyssa's story here](#)

3. Rodney Melton – From Hobby Woodworker to Six-Figure Etsy Seller

Rodney started out with a simple love for woodworking. He made custom pet memorials and listed them on Etsy. What began as a small side hustle quickly took off.

In just one year, Rodney's online shop brought in over **\$207,000**. At one point, he earned **\$20,000 in a single month**, which allowed him to quit his full-time job and focus on his business full-time. He now runs the shop with help from his family and says, "Anyone can do this."

📖 Read Rodney's story on [NBC Chicago](#) and [CNBC](#)

4. Emily Rodriguez – Handmade Jewelry That Built a \$250K Business

Emily turned her jewelry-making hobby into a serious business. She started small on Etsy, creating delicate handmade pieces and slowly building her brand.

By reinvesting in materials, improving product photography, and learning how to connect with customers, Emily now earns more than **\$250,000 a year** from her home-based jewelry shop.

Her journey is proof that attention to detail and passion can pay off big.

📖 Learn more from her profile on [SmartSea Finance](#)

5. Liz Fox Roseberry – Viral Earrings and a Booming Creative Business

Liz was a graphic designer who began making unique wire earrings during the pandemic. She shared her creations on TikTok, and one of her videos went viral.

That one moment led to nearly **20,000 Etsy sales** and helped her turn her creative outlet into a thriving business.

Her success shows how using social platforms to share your work can dramatically boost your hobby's visibility.

📖 Her full journey is featured in [People Magazine](#)

Bonus: How to Stay Motivated in Your Hustle Journey

Side hustles are not always smooth. Here's how to stay consistent:

- **Set goals** – Weekly or monthly income or task goals
- **Join communities** – Reddit, Facebook groups, or Discord servers
- **Celebrate wins** – Even small milestones count
- **Track progress** – Use Notion or Trello to stay on track
- **Learn weekly** – Listen to podcasts or YouTube tutorials

💡 Side hustles reward **persistence, not perfection**.

FAQs: Turning Hobbies Into Profitable Side Hustles

Q: What hobbies make the most money in 2025?

Creative fields like content creation, coaching, handmade crafts, and digital products are top earners.

Q: How much can I realistically earn from a hobby side hustle?

Most beginners earn \$100–\$500/month in the first few months. With time, many reach \$1,000–\$5,000/month.

Q: Do I need a website?

Not at first. Platforms like Etsy or Fiverr are great to begin. A website helps when scaling.

Q: Is it better to sell products or services?

Both can work. Products earn passively, while services offer faster cash flow.

Q: How long until I see results?

Most see results in 30–90 days with consistent effort.

Final Thoughts: Your Hobby Can Fund Your Dreams

The tools exist. The audience is out there. And your passion is valuable.

Whether you bake, write, draw, game, or teach — you have something others want. By choosing the right platform, staying consistent, and using tools like **Lumolog**, you can finally **turn hobbies into a profitable side hustle**.

Start now. The future belongs to creators like you.